

Scaled data based on original data using
LM-79-08 Approved Method: Electrical and Photometric Measurements of Solid-
State Lighting Products

Test Report Prepared for
Cooper Lighting Solutions
(formerly Eaton)

Brand: McGRAW-EDISON

Report Number: P595099

Luminaire Tested: **IST-PA1C-722-U-5WQ**

Issue Date: 3/22/2022

Test Information

Test Method: LM-79-08
Report Number: P595099
TEST IS SCALED FROM IESNA LM-79-08 TEST DATA (G1-2201-510-14)
Test Lab: INNOVATION CENTER
Issue Date: 3/22/2022
Manufacturer: COOPER LIGHTING SOLUTIONS (FORMERLY EATON)
Product Line: McGRAW-EDISON
Catalog Number: IST-PA1C-722-U-5WQ
Description: IMPACT ELITE LED TRAPEZOID LUMINAIRE
(1) 70 CRI, 2200K, 615mA LIGHT ENGINE WITH 24 LEDS AND TYPE V WIDE OPTICS
Light Source: -
Ballast/Driver: ELECTRONIC DRIVER

Summary

Lumens per Lamp: N/A
Luminaire Lumens: 5015 lumens
Efficiency: N/A
Efficacy: 103.8 lumens/watt
Luminous Opening: Rectangular (W 0.75' x L: 0.5' x H: 0')
IES Classification: Type V - Medium
BUG Rating: B3 - U0 - G2

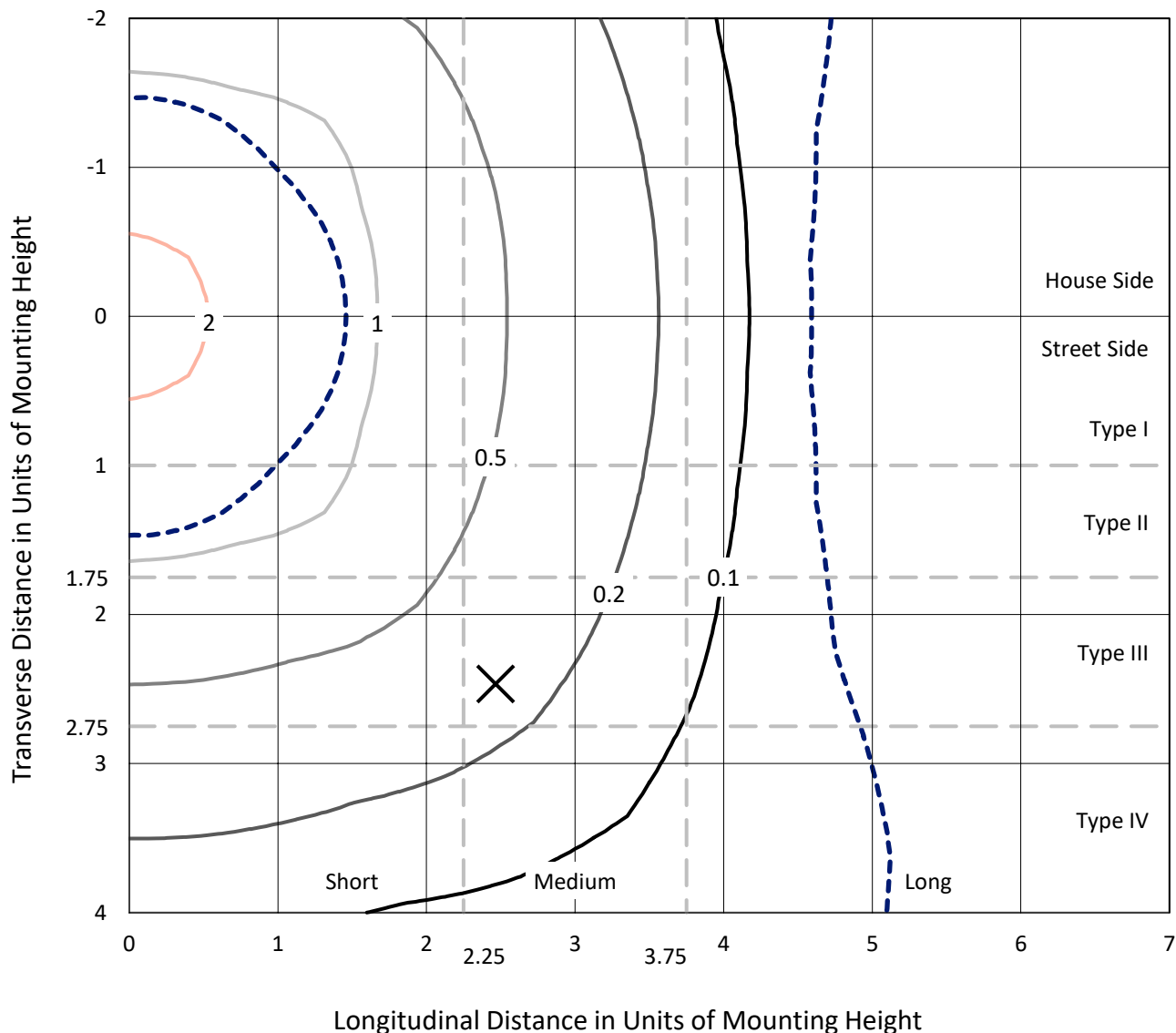
Input Watts (W): 48.3
Input Voltage (V): NR
Input Current (Ain): NR
Voltage Rise (V): NR
Power Factor: NR
Total Harmonic Distortion (THDi): NR
Frequency (hertz): 60
Stabilization Time: NR
Operation Time: NR
Ambient Temperature (°C): NR
Test Distance: 28.75 FT



REPORT NUMBER: P595099
 CATALOG NUMBER: IST-PA1C-722-U-5WQ

Iso-Footcandle Lines of Horizontal Illumination

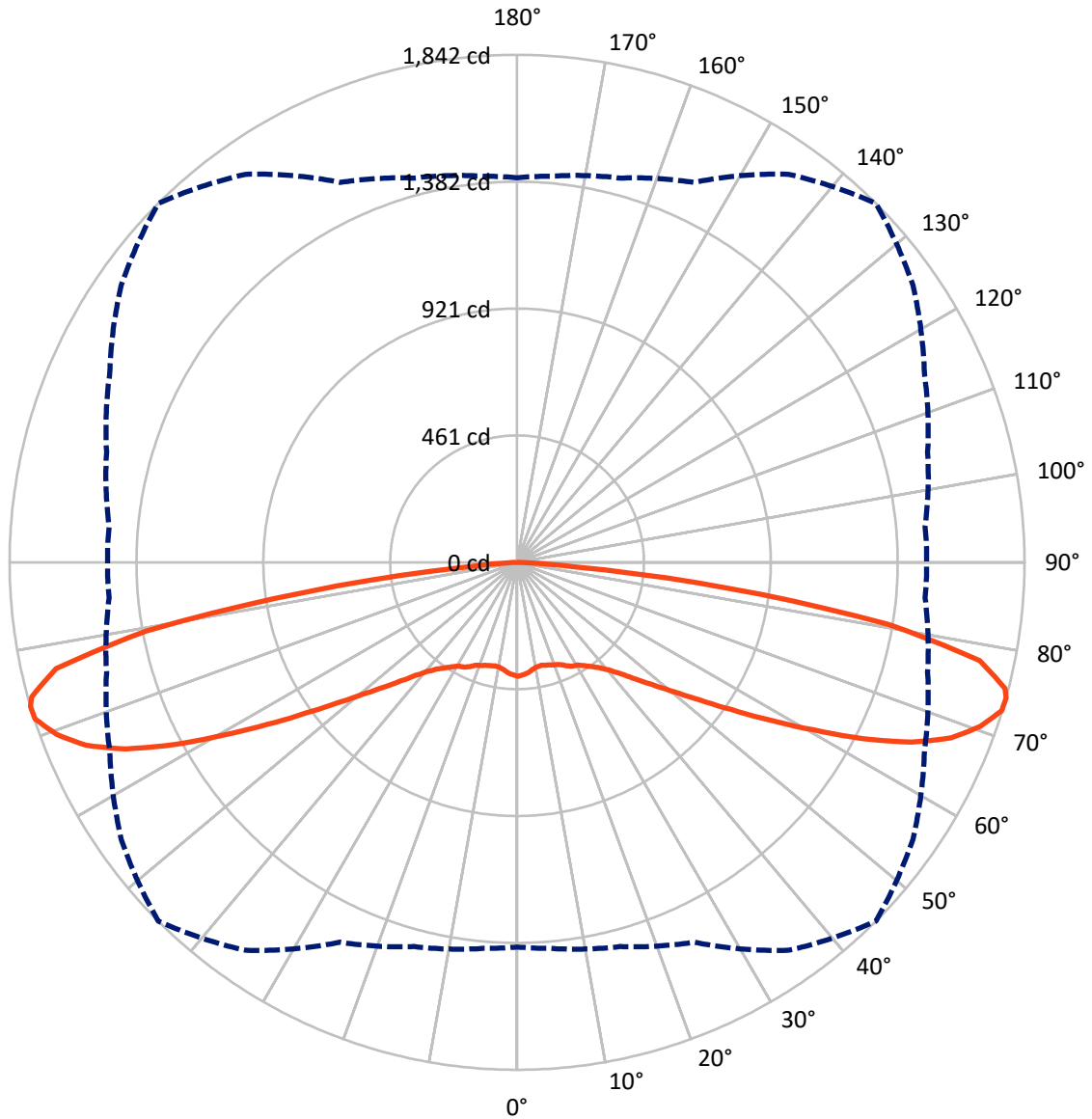
× Max cd
 - - - 1/2 Max cd



Based on 12 foot mounting height. Maximum calculated value = 2.9 fc
 Type V - Medium - N/A

REPORT NUMBER: P595099
CATALOG NUMBER: IST-PA1C-722-U-5WQ

Luminous Intensity Polar Plot



— Vertical Plane Through 45-Deg Lateral - - - Horizontal Cone Through 74-Deg Vertical

REPORT NUMBER: P595099
 CATALOG NUMBER: IST-PA1C-722-U-5WQ

FLUX DISTRIBUTION:

		Downward	Upward	Total
House Side	Lumens	2507.5	0.0	2507.5
	% Fixture	50.0	0.0	50.0
Street Side	Lumens	2507.5	0.0	2507.5
	% Fixture	50.0	0.0	50.0
Total	Lumens	5015.0	0.0	5015.0
	% Fixture	100.0	0.0	100.0

ZONAL LUMENS:

Zone	Lumens	% Fixture
0°-10°	37.9	0.8
10°-20°	111.1	2.2
20°-30°	191.9	3.8
30°-40°	293.9	5.9
40°-50°	478.1	9.5
50°-60°	829.1	16.5
60°-70°	1373.1	27.4
70°-80°	1485.7	29.6
80°-90°	214.1	4.3
90°-100°	0.0	0.0
100°-110°	0.0	0.0
110°-120°	0.0	0.0
120°-130°	0.0	0.0
130°-140°	0.0	0.0
140°-150°	0.0	0.0
150°-160°	0.0	0.0
160°-170°	0.0	0.0
170°-180°	0.0	0.0
0°-90°	5015.0	100.0
0°-180°	5015.0	100.0

Coefficient of Utilization



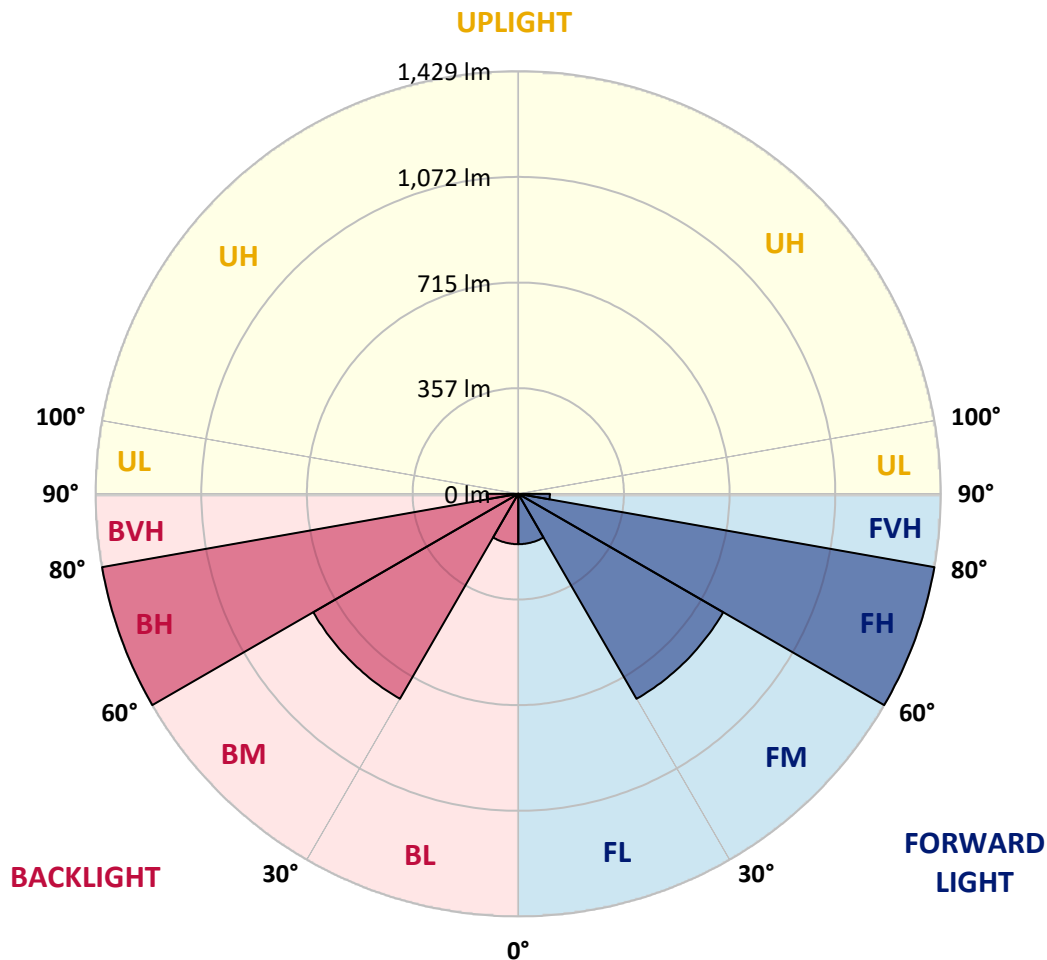
REPORT NUMBER: P595099
 CATALOG NUMBER: IST-PA1C-722-U-5WQ

LUMINAIRE CLASSIFICATION SYSTEM LUMEN TABLE AND BUG RATING:

Zone	Lumens	% Fixture	Zone Rating/Lumen Limit		
			B	U	G
FL (0°-30°)	170.5	3.4			
FM (30°-60°)	800.6	16.0			
FH (60°-80°)	1429.4	28.5			G1/1800
FVH (80°-90°)	107.1	2.1			G2/225
BL (0°-30°)	170.5	3.4	B1/500		
BM (30°-60°)	800.6	16.0	B1/1000		
BH (60°-80°)	1429.4	28.5	B3/2500		G1/1800
BVH (80°-90°)	107.1	2.1			G2/225
UL (90°-100°)	0.0	0.0		U0/0	
UH (100°-180°)	0.0	0.0		U0/0	

BUG Rating: B3-U0-G2

Type V Medium





REPORT NUMBER: P595099
 CATALOG NUMBER: IST-PA1C-722-U-5WQ

CANDELA DISTRIBUTION (FULL):

	0°	5°	15°	25°	35°	45°	55°	65°	75°	85°	90°
0°	413.7	413.7	413.7	413.7	413.7	413.7	413.7	413.7	413.7	413.7	413.7
2.5°	407.8	409.0	409.0	407.8	409.0	409.0	409.0	410.1	409.0	411.3	410.1
5°	401.8	401.8	403.0	401.8	401.8	403.0	401.8	404.2	403.0	405.4	403.0
7.5°	392.3	392.3	392.3	392.3	393.5	393.5	393.5	395.8	395.8	395.8	394.6
10°	389.9	388.7	388.7	386.3	386.3	386.3	385.1	388.7	389.9	392.3	391.1
12.5°	391.1	391.1	388.7	386.3	385.1	383.9	383.9	387.5	391.1	392.3	392.3
15°	395.8	395.8	392.3	387.5	387.5	387.5	386.3	387.5	393.5	395.8	393.5
17.5°	399.4	398.2	394.6	392.3	392.3	391.1	391.1	391.1	394.6	398.2	398.2
20°	405.4	405.4	400.6	398.2	398.2	397.0	395.8	394.6	398.2	403.0	401.8
22.5°	413.7	411.3	407.8	405.4	404.2	403.0	400.6	401.8	404.2	407.8	407.8
25°	419.7	419.7	416.1	414.9	416.1	416.1	412.5	410.1	411.3	414.9	414.9
27.5°	422.1	422.1	419.7	419.7	424.5	426.8	422.1	417.3	414.9	418.5	417.3
30°	431.6	431.6	429.2	428.0	431.6	432.8	430.4	426.8	425.6	429.2	428.0
32.5°	448.3	447.1	443.5	440.0	441.1	447.1	442.3	441.1	441.1	444.7	445.9
35°	467.4	465.0	461.4	457.8	459.0	465.0	460.2	460.2	461.4	466.2	466.2
37.5°	494.8	492.4	487.6	479.3	478.1	485.3	484.1	485.3	490.0	492.4	494.8
40°	524.6	523.4	517.4	510.3	509.1	513.9	515.1	517.4	522.2	524.6	525.8
42.5°	567.5	565.1	555.6	548.4	547.3	553.2	555.6	558.0	563.9	566.3	568.7
45°	620.0	618.8	608.1	599.7	596.1	604.5	604.5	606.9	612.8	617.6	617.6
47.5°	677.2	676.0	667.7	658.1	659.3	665.3	664.1	665.3	670.1	674.8	678.4
50°	741.6	738.0	728.5	726.1	732.1	738.0	733.3	732.1	739.2	741.6	740.4
52.5°	811.9	808.4	803.6	803.6	817.9	828.6	825.1	814.3	814.3	813.1	811.9
55°	895.4	893.0	891.8	897.8	921.6	943.1	930.0	909.7	901.4	896.6	899.0
57.5°	982.4	976.5	987.2	1000.3	1048.0	1079.0	1058.7	1020.6	1008.7	999.1	994.4
60°	1070.7	1068.3	1083.8	1114.8	1182.7	1235.2	1207.8	1144.6	1123.1	1101.7	1101.7
62.5°	1156.5	1154.1	1176.8	1224.5	1331.8	1409.3	1359.2	1279.3	1237.6	1205.4	1200.6
65°	1260.2	1256.7	1281.7	1333.0	1476.0	1573.8	1510.6	1405.7	1355.6	1311.5	1305.5
67.5°	1344.9	1344.9	1378.3	1441.5	1597.7	1700.2	1621.5	1530.9	1472.5	1427.2	1422.4
70°	1426.0	1433.1	1458.2	1520.2	1690.7	1783.7	1712.1	1631.0	1578.6	1533.3	1528.5
72.5°	1460.5	1470.1	1495.1	1555.9	1731.2	1839.7	1756.2	1663.2	1607.2	1561.9	1555.9
74°	1396.2	1406.9	1443.9	1521.3	1719.3	1842.1	1753.8	1631.0	1542.8	1486.8	1486.8
75°	1323.4	1337.7	1381.9	1465.3	1694.2	1829.0	1728.8	1579.8	1457.0	1391.4	1395.0
77.5°	1020.6	1051.6	1099.3	1230.4	1520.2	1716.9	1536.8	1267.4	1070.7	972.9	970.5
80°	290.9	333.8	442.3	734.4	1155.3	1367.5	1129.1	749.9	529.4	403.0	387.5
82.5°	70.3	82.3	113.3	207.5	493.6	772.6	559.2	245.6	147.8	96.6	77.5
85°	29.8	32.2	51.3	71.5	135.9	205.1	130.0	83.5	60.8	27.4	26.2
87.5°	10.7	11.9	19.1	19.1	28.6	16.7	29.8	20.3	21.5	7.2	7.2
90°	0.0	0.0	0.0	0.0	0.0	0.0	0.0	0.0	0.0	0.0	0.0

(END OF REPORT)